

SENSITIVE EDGES

The sensitive edge is a safety component to avoid crashing or cutting risks by sliding doors, automatic moving protections, electrical gates etc. The edges feature a PVC or EPDM coating, inside is a sensor (2 conductive blades, separated by a

non-conductive part). When the edge is pressed, the blades are in contact and close the circuit. The state change of the internal sensor (NO to NC) is processed by the control unit that sends a machine stop signal, eliminating the danger situation.

TYPES OF EDGES

Type B0
 Type B1N
 Type B2
 Type B2N

Standard solution: length upon customer's request with pre-assembled sensor and aluminium support

Conductive edge type B1NC 8,2kΩ
 Conductive edge type B1NC-AG B1NC-AGB 8,2kΩ
 Conductive edge type B2C 8,2kΩ
 Conductive edge type B2C-AG B2C-AGB 8,2kΩ
 Conductive edge type B0C B0C-AG 8,2kΩ

Standard solution (upon request) or "do it yourself" (cutting/assembly of accessories by customer/installer)

Edge type "B0"

Profile of black EPDM. The edges feature a sensor on the upper part of the profile to get maximum sensitivity.

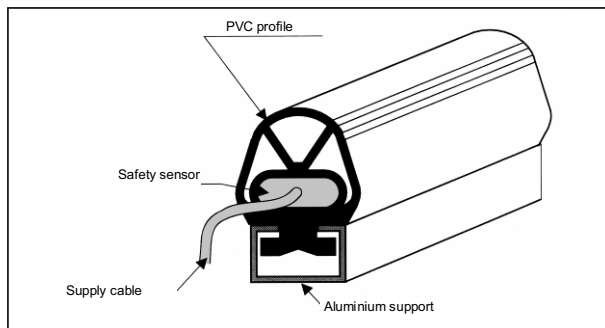
Particularly suitable for safety catches or as an alternative to emergency wire micro switching. Supplied with both sides adhesive tape for wall fixing.

The edges of the profile are sealed with polyurethane resin to perfect watertight.

The outlet cable can be only on head side.


Edge type "B1N" - "B2" - "B2N"

Profile of black PVC for B1N and B2N; material EPDM for type B2. The edges feature a sensor on the bottom of the profile, to get a sensibility with front side operations, as well as with a max. angle of ±45°. The ends of the profile are closed using polyurethane resin (better tightness). Particularly suitable for bent edges.

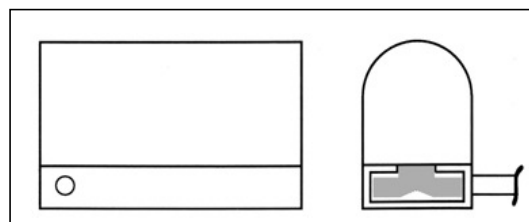


The supply cable is a 4 poles cable 4*0,35mm² FROR 300/500 standard length 3 meters. Different lengths can be supplied upon request.

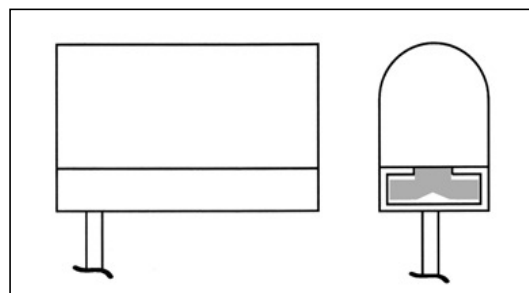
For the B1N-B2-B2N the standard outlet of the cable is at the end of the profile.(Head outlet) Upon request, the cable outlet can be on the bottom, right or left side (see drawing).



Head outlet (standard)

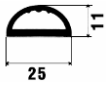
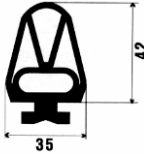
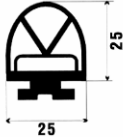
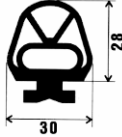


Side outlet right(see picture) or left



Bottom outlet

TECHNICAL FEATURES

Description	Type B0	Type B1N	Type B2	Type B2N
				
Operating distance	3 mm	5 mm	5 mm	5 mm
Overrun operation	2 mm	20 mm	8 mm	10 mm
Operating thrust	30N	30N	30N	10N
Material	EPDM	PVC	EPDM	PVC
Length	max15 m upon request	max 6 m upon request		
Fastening material	Double-sided adhesive tape	Alu profile		
Chemical resistance	Acids, atmospheric agents	Oils, hydrocarbons, Diesel oil	Acids, atmospheric agents	Oil, hydrocarbons, Diesel oil
Degree of protection	IP54			
Operating temperature	-5°C to +50°C			
Power cord	2*0.35mm			
Output contact	NO			
Max contact voltage	30 V			
Max contact current	30 mA			
Reference standards	EN 1760-2:2001+A1:2009, EN ISO 13849-1			
Safety parameters	Combined with GP02/E	Combined with GP02R.T		
Category	3	3		
PL	e	e		
PFH	8,58*10 ⁻⁸	8,58*10 ⁻⁸		
No. of operations/year	5000	5000		
Usage categories	DC13(24) – 1,5A AC1(230) – 1,5A AC15(230) – 2A	AC15(230) – 1,2 A		
Mission time [years]	20	20		
Max controllable length	12 m	20 m		
Part of human body which can be detected	Hand, limb, body			

How to order a sensitive edge type B0-B1N-B2-B2N:

Example: ordering a sensitive edge, length 1 m.

For a correct order, always specify:

- type of sensitive edge... (ex. **B1N**)
- length (mm) of the profile... (ex. 1000 mm)
- length of the supply cable and outlet (ex. CS standard 3 m with head outlet.
- Specify if different for type B1N-B2-B2N.only.
- the fastening profile (ex."SAC25" or "SAI25" or "SAL25" see drawing)

The complete description for the order is:

Sensitive edge type B1N L=1000 mm-CS-SAC

The conductive edges 8,2k Ω

Featuring a thermoplastic profile TPV with 2 co-extruded parts of conductive material (sensor) and 2 copper wires, to stabilize the resistive value of the contact on the length of the edge.

Particularly suitable for external use, with any environment and temperature (-15°C +55°C).

It can be supplied as a **“do it yourself” solution**, with a series of accessories allowing to the customer/installer to implement the edge directly on the machine.

Upon request, the edge can be tailor-cut and supplied complete with all accessories.

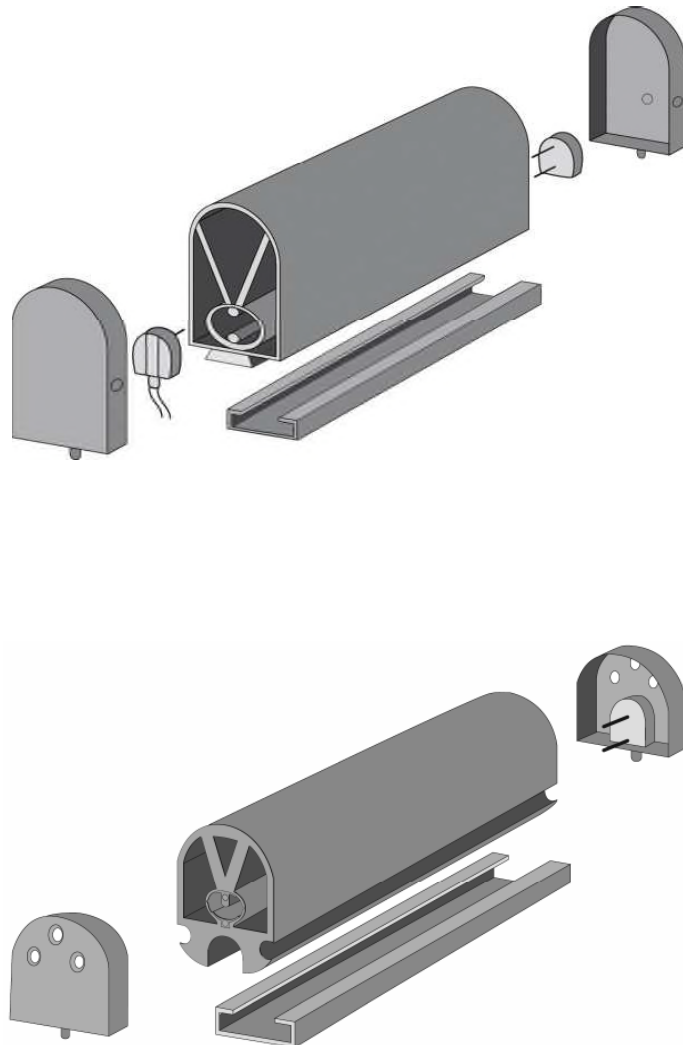
The supply of the system is made by electric cable 2 wires 2*0,35 mm² CEI 20-22 with die-cast

needle connector to allow an easy insertion into the chamber containing the copper cable. Standard length of cable 3 meters.

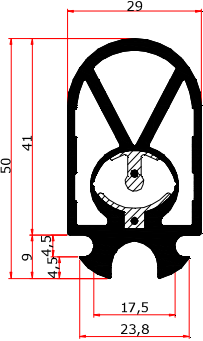
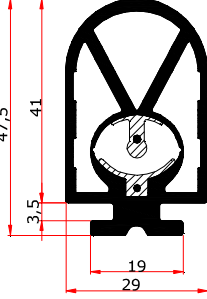
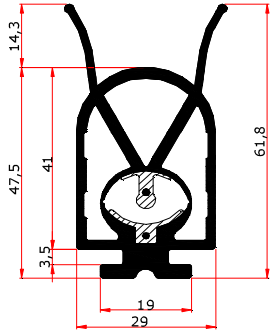
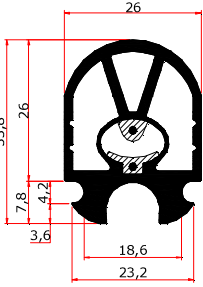
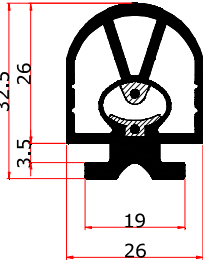
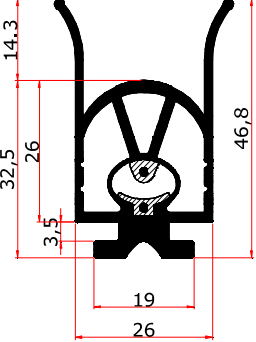
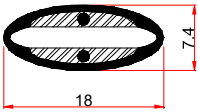
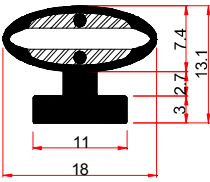
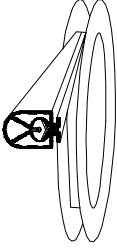
The electric circuit is closed by a needle connector containing an electric resistance 8,2kOhm.

The ends of the edge are sealed by means of special plugs that, stuck with a special stick, have a better tightness to water.

The standard outlet of the supply cable is at the end of the profile. If the outlet is lateral or on the bottom, please communicate at the order. For the “do it yourself” solution, the cable outlet is made by drilling the cable hole into the terminal plug.



Type Available:

 <p>Technical drawing of Type B1NC foot showing dimensions: 29 (width), 50 (height), 41 (height to top), 9 (height to top of lip), 4.5 (lip height), 17.5 (width to lip), and 23.8 (width to base).</p>	 <p>Technical drawing of Type B1NC-AG foot showing dimensions: 47.5 (height), 41 (height to top), 3.5 (lip height), 19 (width to lip), and 29 (width to base).</p>	 <p>Technical drawing of Type B1NC-AGB foot showing dimensions: 14.3 (lip height), 47.5 (height), 41 (height to top), 3.5 (lip height), 19 (width to lip), 29 (width to base), and 61.8 (total height with lips).</p>
<p>Type B1NC</p>	<p>Type B1NC-AG Universal foot</p>	<p>Type B1NC-AGB Universal foot with lips</p>
 <p>Technical drawing of Type B2C foot showing dimensions: 26 (width), 33.8 (height), 26 (height to top), 7.8 (height to top of lip), 4.2 (lip height), 18.6 (width to lip), and 23.2 (width to base).</p>	 <p>Technical drawing of Type B2C-AG foot showing dimensions: 32.5 (height), 26 (height to top), 3.5 (lip height), 19 (width to lip), and 26 (width to base).</p>	 <p>Technical drawing of Type B2C-AGB foot showing dimensions: 14.3 (lip height), 32.5 (height), 26 (height to top), 3.5 (lip height), 19 (width to lip), 26 (width to base), and 46.8 (total height with lips).</p>
<p>Type B2C</p>	<p>Type B2C-AG Universal foot</p>	<p>Type B2C-AGB Universal foot with lips</p>
 <p>Technical drawing of Type B0C foot showing dimensions: 18 (width) and 7.4 (height).</p>	 <p>Technical drawing of Type B0C-AG foot showing dimensions: 11 (width to lip), 18 (width to base), 3.2 (lip height), 7.4 (height to lip), and 13.1 (total height).</p>	 <p>Technical drawing of Pack in roll showing a roll of material with a foot attached.</p>
<p>Type B0C</p>	<p>Type B0C-AG Universal foot</p>	<p>Pack in roll</p>

TECHNICAL FEATURES

Description	Type B1NC	Type B1NC-AG	Type B2C
	Type B1NC-B	Type B1NC-AGB	
Max operating angle α	90°		
Pre-run (specimen $\varnothing 80$ - 100 mm/sec)	5,05 mm		5,40
Overrun (specimen $\varnothing 80$, 10 mm/sec)	15,639 mm - 250N	17,939 mm - 400N	3,28 mm - 250N
	20,237 mm - 600 N		4,18 mm - 400N
			6,88 mm - 600N
Max operating force (specimen $\varnothing 80$ - 100 mm/sec)	146 N (-15°C)		84 N (-15°C)
Material	TPE black colour		
Length*	Mounted version, max 6 mt or 25 m-long roller		
Max length of sensor	20 m (can be controlled via control unit)		
Weight kg/m	0,6		0,4
Mounting orientation	All		
Fastening material	aluminium profile standard Length = 6 m		
Dimensions of non-sensitive surface	40 mm from each end		
Operating temperature	-15°+55°C		
Chemical resistance	See Table		
Max applicable thrust	500 N		
Degree of protection (EN 60529)	IP65		IP67
Storage temperature	-15 °C - 55°C		
Power cord*	2*0.35 mm ²		
Output contact	N.O		
Max. length of connection CABLES	100 m.		
Rated supply voltage	24 VDC		
Max contact voltage	30 V		
Max contact current	30 mA		
Reference standards	EN 1760-2 : 2001+ A1:2009, EN ISO 13849-1; EN ISO 12978		
Safety parameters	Combined with GP02R	Combined with GP02R-C	
Category	3		
PL	e		
PFH	8,58*10 ⁻⁸		
No. of operations/year	5000		
Usage categories	AC15(230) – 4 A	AC15(230)/DC13(24) – 3 A	
EC-TYPE certification	10DM4SA107	10DM4SA107	
Mission time [years]	20		
Part of human body which can be detected***	Hand, limb, body		

How to order a sensitive edge type B1NC

Always specify the following:

- Type of sensitive edge... (ex. **B1NC**)
- Length (mm) of the profile.. (ex. 1000 mm)
- Length of the supply cable and outlet ... (ex. CS standard 3 m, head outlet. If different, specify the length and the outlet.
- Type of fastening support (ex. "SAC29" or "Sal29" or "SAL29")

The complete order is therefore:

Sensitive edge type B1NC L=1000 mm-CS-SAC

For the " Do it yourself " solution, order according to the following details:

- n. 1 package profile type **B1NC** (roll 25 m)
- n. 1 package connector kits type **KC** (n. 1 connector with resistance type KCR + n. 1 connector with electric cable type KCC)
- n. 1 package standard length 6 m support of aluminium type **SAC29 – SAL29 – SAI29** for profile fastening
- n. 1 Kit package with 2 closing plugs type: **TC1** for profile B1NC,
- n. 1 bottle 10 ml of primer cod. **PR**
- n. 1 bottle 10 ml of glue cod. **CY**

How to order a sensitive edge type B1NC-AG, B1NC-AGB (universal foot)

The edge B1NC-AG is different than the B1C type only for the anchorage foot studied for replacing in total the other product present into the market and for its accessories.




For ordering this type specify the following:

- Type of sensitive edge... (ex. **B1NC-AG**)
- Length (mm) of the profile.. (ex. 1000 mm)
- Length of the supply cable..(CS standard 3 m), *The outlet cable can be only bottom side.*



For the " Do it yourself " solution, order according to the following details:

- n. 1 package profile type **B1NC-AG** (roll 25 m)
- n. 1 package connector kits type **KC1AG** (n. 1 closing/connector with resistance type KC1AGR + n. 1 closing/connector with electric cable type KC1AGC)
- n. 1 bottle 10ml of primer cod. **PR**
- n. 1 bottle 10ml of glue cod. **CY**

Single items to order B1NC in case of " Do it yourself " solution

Single connector with cable (B1NC) type KCC code GSB1NCKCC	
Single connector with resistance (B1NC) type KCR code GSB1NCKCR	
Closing stopper (B1NC) type TC1 cod. GSB1NCTC1 (pack 2 pcs.)	

Single items to order B1NC-AG, B1NC-AGB in case of " Do it yourself " solution

Closing connector with cable (B1NC-AG or B1NC-AGB) type KC1AGC code GSB1NCAGKC1AGC	
Closing connector with resistance (B1NC-AG or B1NC-AGB) type KC1AGR code GSB1NCAGKC1AGR	

How to order a sensitive edge type B2C or B2AC-AG

Always specify the following:

- Type of sensitive edge... (ex. **B2C**)
- Length (mm) of the profile.. (ex. 1000 mm)
- Length of the supply cable (CS standard 3 m)

The outlet cable can be only bottom side.

Type of fastening aluminium support (see page 15)
The complete order is following:

Sensitive edge type B2C L=1000 mm-CS-SAC



For the “ Do it yourself ” solution, order according to the following details:

- n. 1 package profile type **B2C** (standard roll 25 m)
- n. 1 package connector type **KC2** (n. 1 closing/connector with resistance type KC2R + n. 1 closing/connector with electric cable type KC2C)

Type of fastening aluminium support (see page 15)

- n. 1 bottle 10 ml of primer cod. **PR**
- n. 1 bottle 10 ml of glue cod. **CY**

Single items to order B2C in case of “ Do it yourself “ solution

<p>Closing connector with cable (B2C, B2C-AG, B2C-AGB,) type KC2C code GSB2CKC2C</p>	
<p>Closing connector with resistance 8.2 kohm (B2C, B2C-AG, B2C-AGB) type KC2R code GSB2CKC2R</p>	

How to order a sensitive edge type B0C

Always specify the following:

- Type of sensitive edge... (ex. **B0C**)
- Length (mm) of the profile.. (ex. 1000 mm)
- Length of the supply cable (CS standard 3 m)





The outlet cable can be only STANDARD.

Sensitive edge type B0C L=1000 mm-CS

For the “ Do it yourself ” solution, order according to the following details:

- n. 1 package profile type **B0C** (standard roll 50 m)
- n. 1 package connector type **KC0** (n. 1 closing/connector with resistance type B0CKCR + n. 1 closing/connector with electric cable type B0CKCC)

- n. 1 bottle 10 ml of primer cod. **PR**
- n. 1 bottle 10 ml of glue cod. **CY**

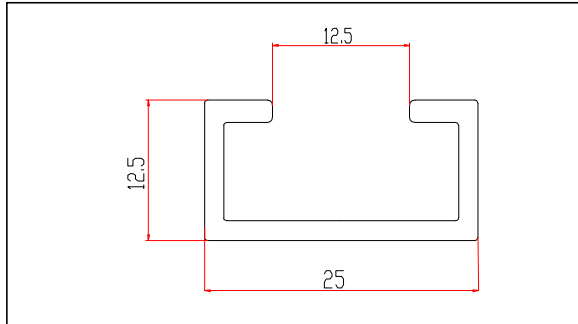
<p>Closing connector with cable (B0C, B0C-AG) type B0CKCC code GSB0CKCC</p>	
<p>Closing connector with resistance 8.2 kohm (B0C, B0C-AG) type B0CKCR code GSB0CKCR</p>	
<p>Flacone colla 10 ml tipo CY cod. GSBCY</p>	
<p>Flacone Primer 10 ml tipo PR cod. GSBPR</p>	

EDGE FASTENING

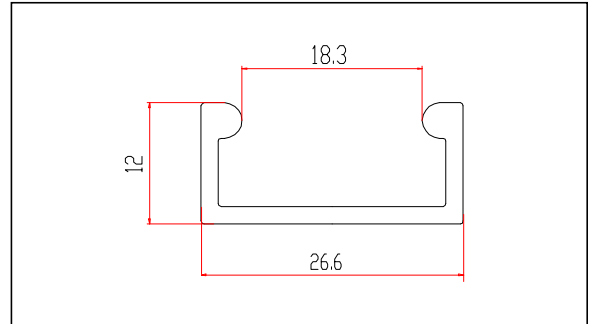
The edge fastening is made assembling the profile on the aluminium support, to be specified in the order.

Types of aluminium supports available:

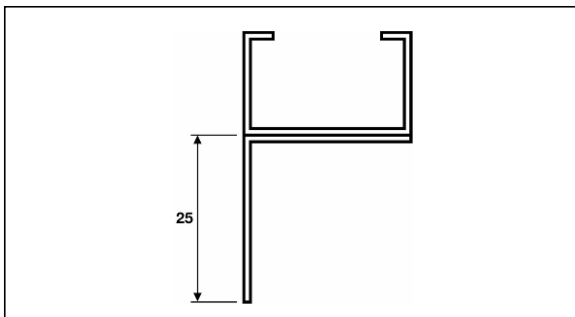
- support " C " fastening cod. SAC
- support " L " fastening cod. SAL
- support " I " fastening cod. SAI



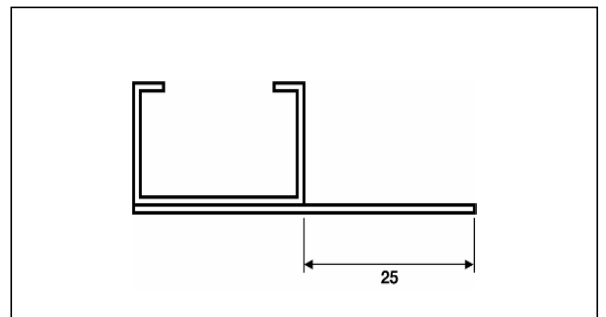
Support fastening type **SAC 25**
Suitable for edges type B1N, B2, B2N, B1NC-AG, B2C-AG



Support fastening type **SAC 29**
Suitable for edges type B1NC, B2C



Support fastening " L " type **SAL**



Support fastening " I " type **SAI**

All edges listed in this documentation can be supplied in bent version, with the following radiuses:

-Edge type B1N

Picture A: minimum bending radius 800 mm

Picture B: **Not recommended**

-Edge type B2, B2N

Pictures A + B: **Not recommended**

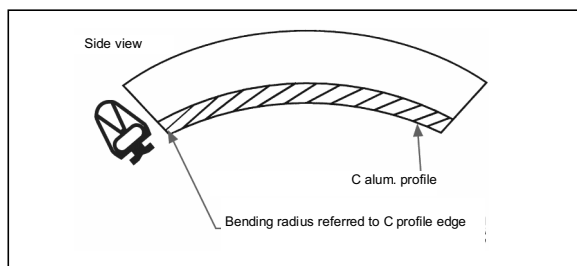
-Edge type B1NC, B1NC-AG, B2C, B2C-AG

Picture A: minimum bending radius 500 mm

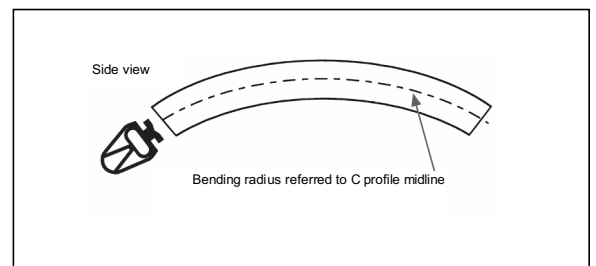
Picture B: minimum bending radius 500 mm

-Edge type B0C, B0C-AG

Pictures A + B: **Not recommended**

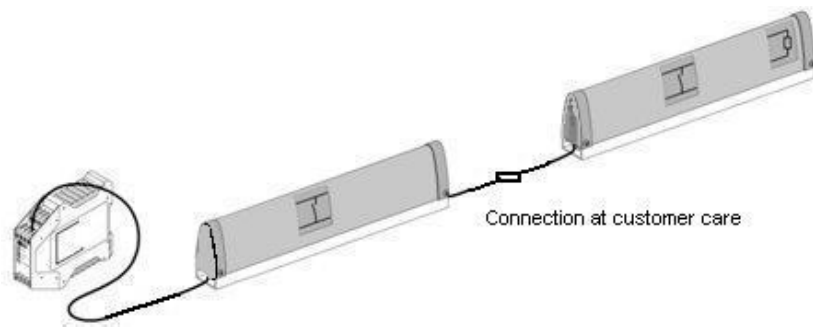


Picture A: minimum bending radius



Picture B: minimum bending radius

Series connection of two or more sensitive resistive edges 8.2 kohm



For applications with two or more resistive sensor in “ series “, for a proper connection must be provided the first sensor with input-output cable and the last of the series with the input cable and resistor (see above picture).

In case of solution “ **Do it yourself** “ for the series connection between more resistive edges following the accessories here after write:

Example of order for connecting of two sensor:

- For type **B1NC**:

- N.03 Needle connector with cable (B1NC) type KCC code GSB1NCKCC
- N.01 Needle connector with resistance (B1NC) type KCR code GSB1NCKCR
- N.02 Closing plug (B1NC) type TC1 cod. GSB1NCTC1

- For type **B2C**

- N.03 Needle plug with cable (B2C) type KC2C code GSB2CKC2C
- N.01 Needle plug with resistance (B2C) type KC2R code GSB2CKC2R

- For type **B0C**

- N.03 Needle plug with cable type B0CKCC code GSB0CKCC
- N.01 Needle plug with resistance type B0CKCR code GSB0CKCR