

Control Valve 8043

with integrated positioner

GS 1 series, DN 15 up to DN 150

Pneumatic control valve with integrated p/p- or i/p- positioner and pneumatic control valve with integrated microprocessor positioner for control of neutral and aggressive fluids in process engineering, chemical industry and for plant equipment.

- Space saving design and low weight
- Fast response due to short strokes
- High Kvs- (Cv)- values
- Tight shut - off even at higher temperatures
- No exposed moving parts
- No steady- state air consumption
- Operation independent of mounting position and supply pressure variations
- Not sensitive to vibration
- Instrument grade air not essential
- Software configurable flow characteristics
- Protection Class IP65



Technical Information

Body design	flangeless, wafer-type construction dimensions acc. DIN EN 558-1 series 20 for flanges acc. DIN EN 1092-1 form B more versions see data-sheet 8043-GS3		
Nominal sizes	DN 15 to DN 150		
Nominal pressure	PN 40 according DIN 2401, also for flanges PN 10 - PN 25		
Fluid temperature	body 1.0619	-10°C to +350°C	
	body 1.4581	-60°C to +350°C	
Rangeability / Characteristic analog positioner digital positioner	25 : 1 30 : 1		
Leakage	Disc pair Carbon-stainless steel	Disc pair SFC	Disc pair STN 2
% of Kvs	< 0,0001	< 0,0005	< 0,001
IEC 60534-4	IV-S1	IV-S1	IV
EN 12266-1	E	F	F
Marking ATEX non electric	II 2G Ex h IIC T6...T1 X Gb II 2D Ex h IIIC 85°C...350°C X Db		
Packing leakage	tested according to TA-Luft as defined in DIN EN ISO 15848-1 and VDI 2440		

* Please consider the limitation of use of the positioner!

** With DN15 with reduction of less than 25%, different leakage rates possible.

Kvs-values see data sheet 8001.

Control Valve 8043-GS1

with integrated positioner



Materials

Body	carbon steel 1.0619	stainless steel 1.4408
Bonnet	brass, chrome-plated (Ø 80 mm actuator), aluminium anodised (actuator Ø 125 mm)	
Actuator springs	stainless steel 1.4310 (Ø 80 mm actuator); spring steel wire C, plastic coated (actuator Ø 125 mm)	
Packing	PTFE carbon filled (spring 1.4310)	
Actuating stem	stainless steel 1.4571, roller burnished	
Bellows	stainless steel 1.4571	
Fixed disc	stainless steel 1.4581, coated	STN2 - disc
Sliding disc	special carbon material	SFC - disc (max. 300°C) STN2 - disc
Coupling ring for disc	stainless steel 1.4581	
Window for positioner indicator	PA Trogamid (clean)	

Positioner

For technical information of our positioners please refer to the corresponding data sheets.

Control Valve 8043-GS1



with integrated positioner

**Admissible differential pressure
(For temperatures of up to 120°C)**

digital positioner, Type 8049

(also on-off valves and valves with other side-mounted positioner)

Disc-pair: carbon - stainless steel coated

SFC - stainless steel coated

DN	actuator	max. differential pressures		pilot pressures
		control, on/off		
15	80	40		3,5 - 6
20	80	40		3,5 - 6
25	80	40		3,5 - 6
32	80	40		4,0 - 6
40	80	30,4		4,0 - 6
50	80	19,5		4,5 - 6
65	80	16,3		4,5 - 6
80	80	10,2		5,0 - 6
100	80	6,5		5,0 - 6
125	80	4,4		5,0 - 6
150	80	3,3		5,0 - 6

15	125	40		3,0 - 6
20	125	40		3,0 - 6
25	125	40		3,0 - 6
32	125	40		3,0 - 6
40	125	40		3,0 - 6
50	125	40		3,5 - 6
65	125	37,6		3,5 - 6
80	125	23,6		4,0 - 6
100	125	15		4,0 - 6
125	125	10,1		4,0 - 6
150	125	7,5		4,0 - 6

p/p- and i/p-positioner, Type 8047

Disc-pair: carbon - stainless steel coated

SFC - stainless steel coated

DN	actuator	max. differential pressures		pilot pressures
		Regelung	on/off	
15	80	40	40	3,0 - 6
20	80	39,8	36,6	3,5 - 6
25	80	29,5	30,7	3,5 - 6
32	80	21,8	25,1	4,0 - 6
40	80	14,9	19	4,0 - 6
50	80	8,8	12,5	4,5 - 6
65	80	7,2	10,5	4,5 - 6
80	80	4,4	6,7	4,5 - 6
100	80	2,7	4,3	4,5 - 6

15	125	40	40	3,0 - 6
20	125	40	40	3,0 - 6
25	125	40	40	3,0 - 6
32	125	40	40	3,0 - 6
40	125	34,3	40	3,0 - 6
50	125	20,4	27,1	3,5 - 6
65	125	16,7	22,8	3,5 - 6
80	125	10,1	14,5	3,5 - 6
100	125	6,2	9,3	3,5 - 6
125	125	4,2	6,3	3,5 - 6
150	125	3,1	4,7	3,5 - 6

For temperatures of 120°C and above: obey application limits !

Disc pair: STN2

DN	actuator	max.differential pressures		pilot pressures
		control, on/off		
15	80	40		3,5 - 6
20	80	37,3		4,0 - 6
25	80	27,4		4,0 - 6
32	80	20,1		4,5 - 6
40	80	13,6		4,5 - 6
50	80	8		5,0 - 6
65	80	6,6		5,0 - 6
80	80	4		5,0 - 6
100	80	2,4		5,0 - 6

15	125	40		3,0 - 6
20	125	40		3,0 - 6
25	125	40		3,0 - 6
32	125	40		3,5 - 6
40	125	27		3,5 - 6
50	125	18,5		4,0 - 6
65	125	15,1		4,0 - 6
80	125	9,1		4,0 - 6
100	125	5,6		4,0 - 6
125	125	3,8		4,0 - 6
150	125	2,8		4,0 - 6

Disc pair: STN2

DN	actuator	max.differential pressures		pilot pressures
		control	on/off	
15	80	28,4	29,9	3,5 - 6
20	80	19,3	23	4,0 - 6
25	80	13,1	17,2	4,0 - 6
32	80	9,1	12,8	4,0 - 6
40	80	5,9	8,8	4,0 - 6
50	80	3,4	5,3	4,5 - 6
65	80	2,7	4,3	4,5 - 6

15	125	40	40	3,0 - 6
20	125	40	40	3,0 - 6
25	125	30,2	37,4	3,0 - 6
32	125	21	27,8	3,0 - 6
40	125	13,7	19,1	3,0 - 6
50	125	7,8	11,4	3,5 - 6
65	125	6,3	9,4	3,5 - 6
80	125	3,7	5,7	3,5 - 6
100	125	2,3	3,5	3,5 - 6

Control Valve 8043-GS1



with integrated positioner

**Admissible differential pressure
(For temperatures of up to 120°C)**

**For temperatures of 120°C and above:
obey application limits !**

**Actuator D80 double acting
without safety position
digital positioner, type 8049-4 wire**

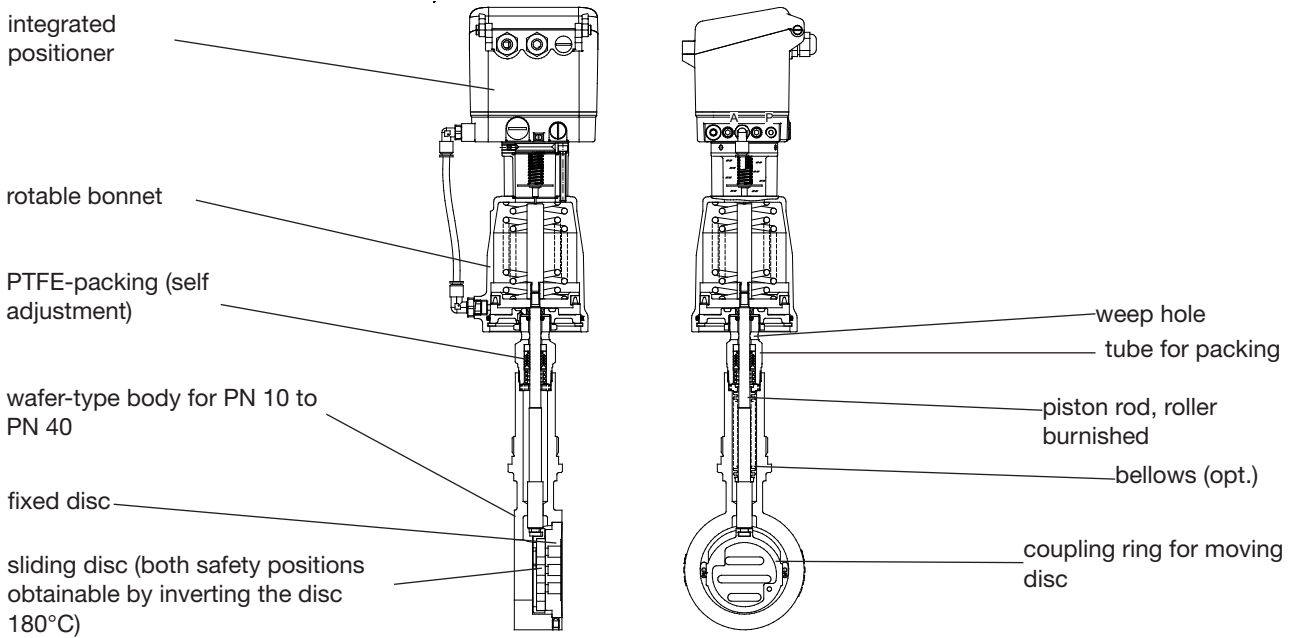
Nominal size	Max. differential pressure at actual pilot pressure [bar]															
	Disc pair: carbon/SFC-stainless steel coated								Disc pair: STN							
	2,5	3,0	3,5	4,0	4,5	5,0	5,5	6,0	2,5	3,0	3,5	4,0	4,5	5,0	5,5	6,0
15	40,0	40,0	40,0	40,0	40,0	40,0	40,0	40,0	40,0	40,0	40,0	40,0	40,0	40,0	40,0	40,0
20	40,0	40,0	40,0	40,0	40,0	40,0	40,0	40,0	40,0	40,0	40,0	40,0	40,0	40,0	40,0	40,0
25	40,0	40,0	40,0	40,0	40,0	40,0	40,0	40,0	34,0	40,0	40,0	40,0	40,0	40,0	40,0	40,0
32	40,0	40,0	40,0	40,0	40,0	40,0	40,0	40,0	24,9	30,7	36,4	40,0	40,0	40,0	40,0	40,0
40	37,7	40,0	40,0	40,0	40,0	40,0	40,0	40,0	16,9	20,8	24,7	27,0	27,0	27,0	27,0	27,0
50	24,2	29,8	35,4	40,0	40,0	40,0	40,0	40,0	10,0	12,3	14,6	16,9	19,2	21,5	23,8	26,1
65	20,2	24,9	29,6	34,3	39,0	40,0	40,0	40,0	8,1	10,0	11,9	13,8	15,7	17,6	19,4	21,3
80	12,7	15,7	18,6	21,5	24,5	27,4	30,4	33,3	4,9	6,0	7,2	8,3	9,4	10,6	11,7	12,8
100	8,1	9,9	11,8	13,7	15,5	17,4	19,3	21,1	3,0	3,7	4,4	5,1	5,8	6,5	7,2	7,9
125	5,5	6,7	8,0	9,2	10,5	11,8	13,0	14,3	2,0	2,5	3,0	3,4	3,9	4,4	4,8	5,3
150	4,1	5,0	5,9	6,9	7,8	8,7	9,7	10,6	1,5	1,8	2,2	2,5	2,9	3,2	3,6	3,9

**Actuator D125 double acting
without safety position
digital positioner, type 8049-4 wire**

Nominal size	Max. differential pressure at actual pilot pressure [bar]															
	Disc pair: carbon/SFC-stainless steel coated								Disc pair: STN							
	2,5	3,0	3,5	4,0	4,5	5,0	5,5	6,0	2,5	3,0	3,5	4,0	4,5	5,0	5,5	6,0
15	40,0	40,0	40,0	40,0	40,0	40,0	40,0	40,0	40,0	40,0	40,0	40,0	40,0	40,0	40,0	40,0
20	40,0	40,0	40,0	40,0	40,0	40,0	40,0	40,0	40,0	40,0	40,0	40,0	40,0	40,0	40,0	40,0
25	40,0	40,0	40,0	40,0	40,0	40,0	40,0	40,0	40,0	40,0	40,0	40,0	40,0	40,0	40,0	40,0
32	40,0	40,0	40,0	40,0	40,0	40,0	40,0	40,0	40,0	40,0	40,0	40,0	40,0	40,0	40,0	40,0
40	40,0	40,0	40,0	40,0	40,0	40,0	40,0	40,0	27,0	27,0	27,0	27,0	27,0	27,0	27,0	27,0
50	40,0	40,0	40,0	40,0	40,0	40,0	40,0	40,0	26,3	32,0	37,7	40,0	40,0	40,0	40,0	40,0
65	40,0	40,0	40,0	40,0	40,0	40,0	40,0	40,0	21,5	26,1	30,8	35,4	37,6	37,6	37,6	37,6
80	33,6	40,0	40,0	40,0	40,0	40,0	40,0	40,0	12,9	15,7	18,5	21,3	22,0	22,0	22,0	22,0
100	21,3	24,8	24,8	24,8	24,8	24,8	24,8	24,8	8,0	9,7	11,5	13,2	13,4	13,4	13,4	13,4
125	14,4	16,4	16,4	16,4	16,4	16,4	16,4	16,4	5,3	6,5	7,6	8,8	8,9	8,9	8,9	8,9
150	10,7	13,0	15,3	16,0	16,0	16,0	16,0	16,0	3,9	4,8	5,6	6,5	7,3	8,2	9,0	9,9

Control Valve 8043-GS1

with integrated positioner



Applications limits for GS1-Valves made of stainless steel

PN 40

DN	Sliding unit: carbon/SFC - stainless steel, coated max. admissible pressures for GS1-valves						Sliding unit: carbon - STN2 max. admissible pressures for GS1-valves					
	100°C	150°C	200°C	250°C	300°C	350°C	100°C	150°C	200°C	250°C	300°C	350°C
15 - 25	40	36	31	28	26	24	40	36	31	28	26	24
32	40	36	31	28	26	24	40	36	31	28	25	22
40	40	36	31	28	26	24	26	25	24	19	16	14
50	40	36	31	28	26	24	40	36	31	28	26	24
65	40	36	31	28	26	24	37	35	31	27	22	19
80	40	36	31	28	26	24	22	20	19	16	13	11
100	24	23	22	19	17	16	13	12	12	9	8	6
125	16	15	14	13	11	10	8	8	7	6	5	4
150	16	16	16	16	14	13	10	10	9	7	6	5

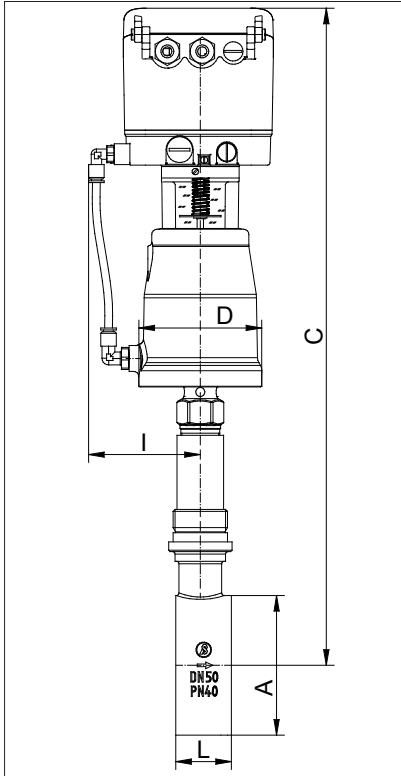
Limitation for SFC-sliding discs: 300°C

Control Valve 8043-GS1

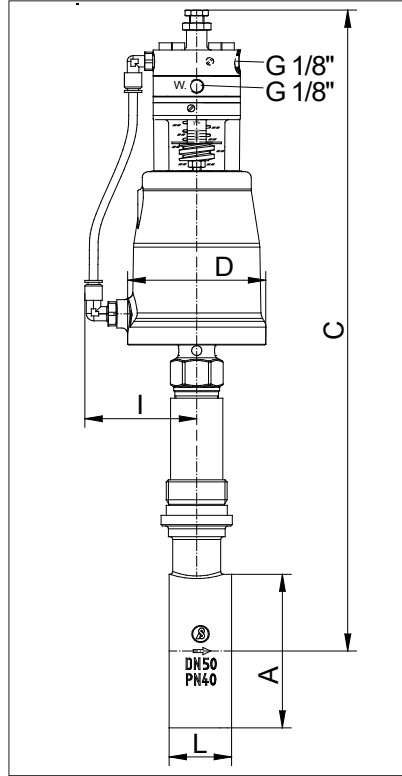
with integrated positioner



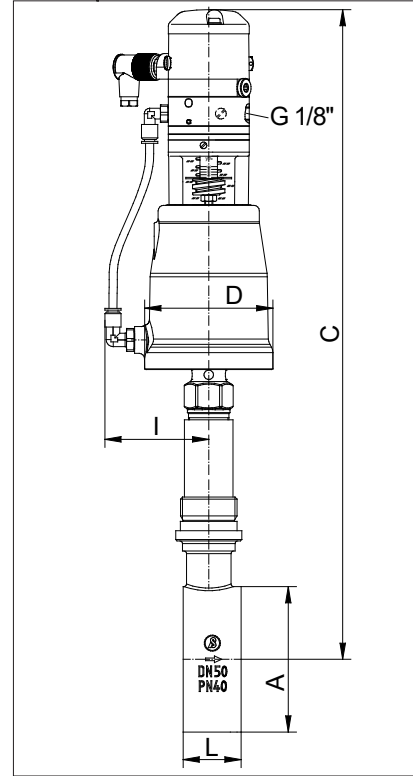
Dimensions and Weights



Type 8043 with digital positioner
Type 8049
with position indicator



Type 8043 with p/p-positioner
Type 8047
with position indicator



Type 8043 with i/p-positioner
Type 8047
with position indicator

DN	Piston Ø	A	D	I	L	p/p positioner	C i/p positioner	digital positioner	Stroke H	Weight (kg)
15	80	53	96	89,5	33	422	454	484	6	5,6
15	125	53	146	102,5	33	442	474	504	6	7,4
20	80	62	96	89,5	33	427	459	488	6	5,7
20	125	62	146	102,5	33	447	479	508	6	7,5
25	80	72	96	89,5	33	432	464	493	6	5,8
25	125	72	146	102,5	33	452	484	513	6	7,6
32	80	82	96	89,5	33	436	468	495	6	5,8
32	125	82	146	102,5	33	456	488	515	6	7,6
40	80	92	96	89,5	33	441	473	501	6	6
40	125	92	146	102,5	33	461	479	521	6	7,8
50	80	108	96	89,5	43	451	483	509	8	7,1
50	125	108	146	102,5	43	471	503	529	8	8,9
65	80	126	96	89,5	46	461	493	518	8	7,6
65	125	126	146	102,5	46	481	513	539	8	9,4
80	80	142	96	89,5	46	469	501	527	8	8,3
80	125	142	146	102,5	46	489	521	547	8	10,1
100	80	164	96	89,5	52	481	513	540	8,5	9,5
100	125	164	146	102,5	52	501	533	560	8,5	11,3
125	80	194	96	89,5	56	496	528	555	8,5	13,2
125	125	194	146	102,5	56	516	548	575	8,5	15
150	80	219	96	89,5	56	511	543	570	8,5	15,1
150	125	219	146	102,5	56	531	563	590	8,5	16,9

Dimension C „reduced design“ shortened by 25,4 mm

Dimensions in mm